



**PSYCHICO COLLEGE**  
**HIGH SCHOOL - INTERNATIONAL BACCALAUREATE**

**MAY 2020**  
**IB DP RESULTS**



**KEY INDICATORS**

- **99%** of DP candidates were awarded a Diploma in the May 2020 session
- The **PC Average** was **38.2/45.0** (vs *World Average* – 31.34/45.0)
- The **average grade** obtained by PC candidates awarded the Diploma was **5.99/7.00**
- **2** students achieved a total score of **45/45**
- **38%** of DP candidates achieved a total of **40 points & above**
- **51%** of DP candidates achieved a total of **35 points & above**
- **74%** of DP candidates achieved grades of **7s** & **6s** in **DP subjects**
- **66%** of DP candidates achieved grades of **As** & **Bs** in **Extended Essays**
- **87,6%** of DP candidates achieved grades of **As** & **Bs** in **Theory of Knowledge**

**PSYCHICO COLLEGE**  
**HIGH SCHOOL - INTERNATIONAL BACCALAUREATE**

**MAY 2020**  
**IB DP RESULTS**

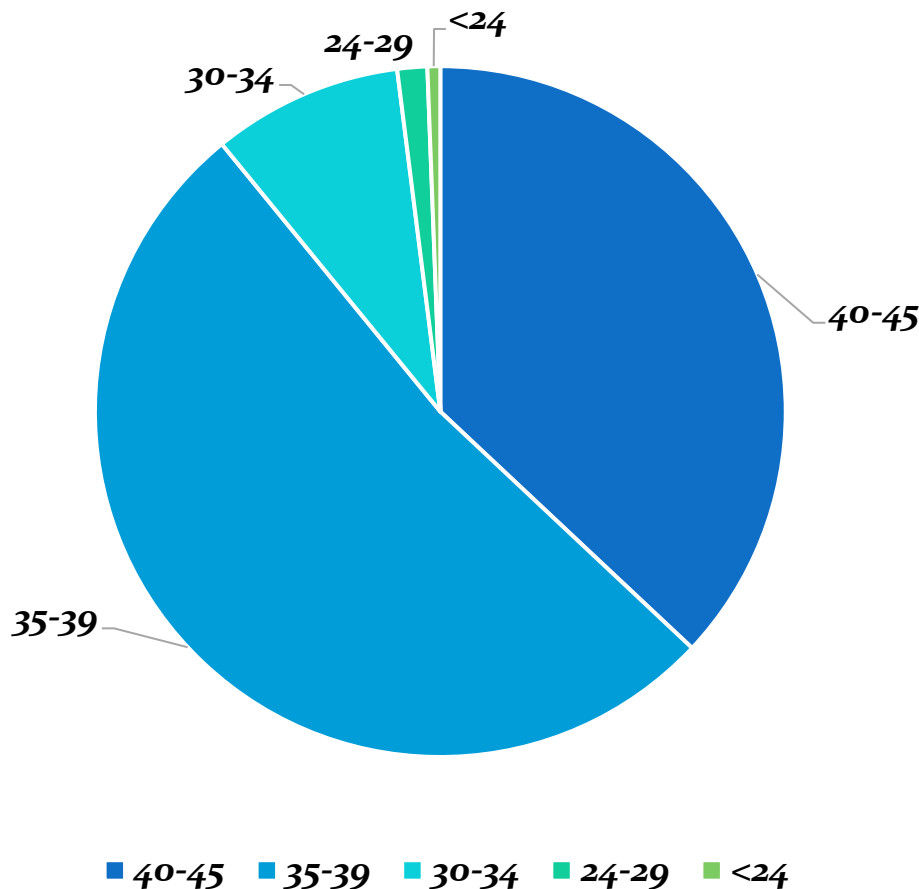
<b>Number of candidates registered</b>	<b>146</b>
<b>Number of candidates who passed the diploma</b>	<b>145</b>
<b>Number of candidates with 'failing' conditions</b>	<b>1</b>

<b>Average points obtained by candidates who passed the diploma / 45</b>	<b>38.2</b>
<b>Average grade obtained at the school by candidates who passed the diploma / 7.0</b>	<b>5.99</b>
<b>Highest Diploma points awarded to candidate /45</b>	<b>45</b>

**PSYCHICO COLLEGE**  
**HIGH SCHOOL - INTERNATIONAL BACCALAUREATE**

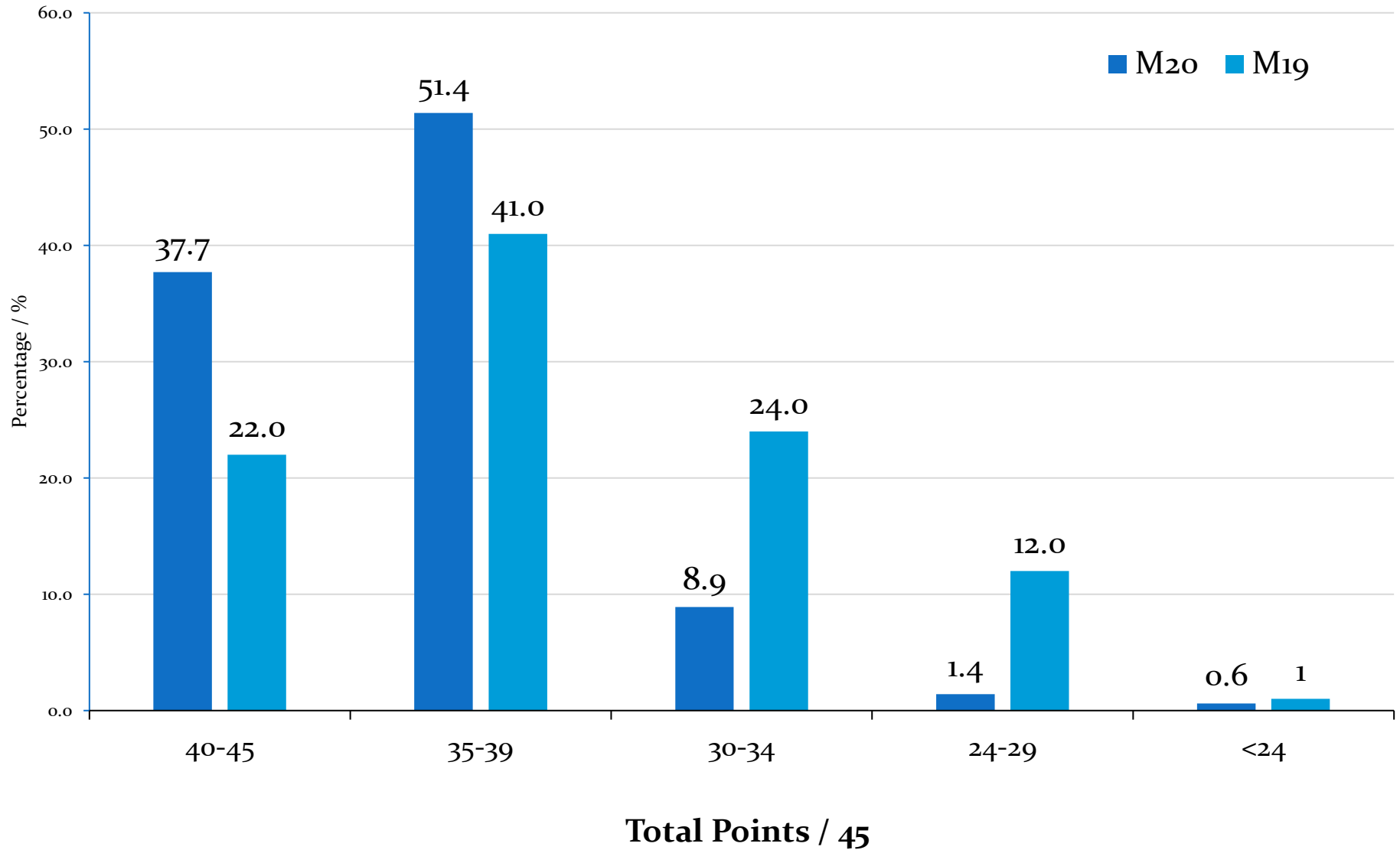
**MAY 2020**  
**IB DP RESULTS**

*Distribution of Total Points*

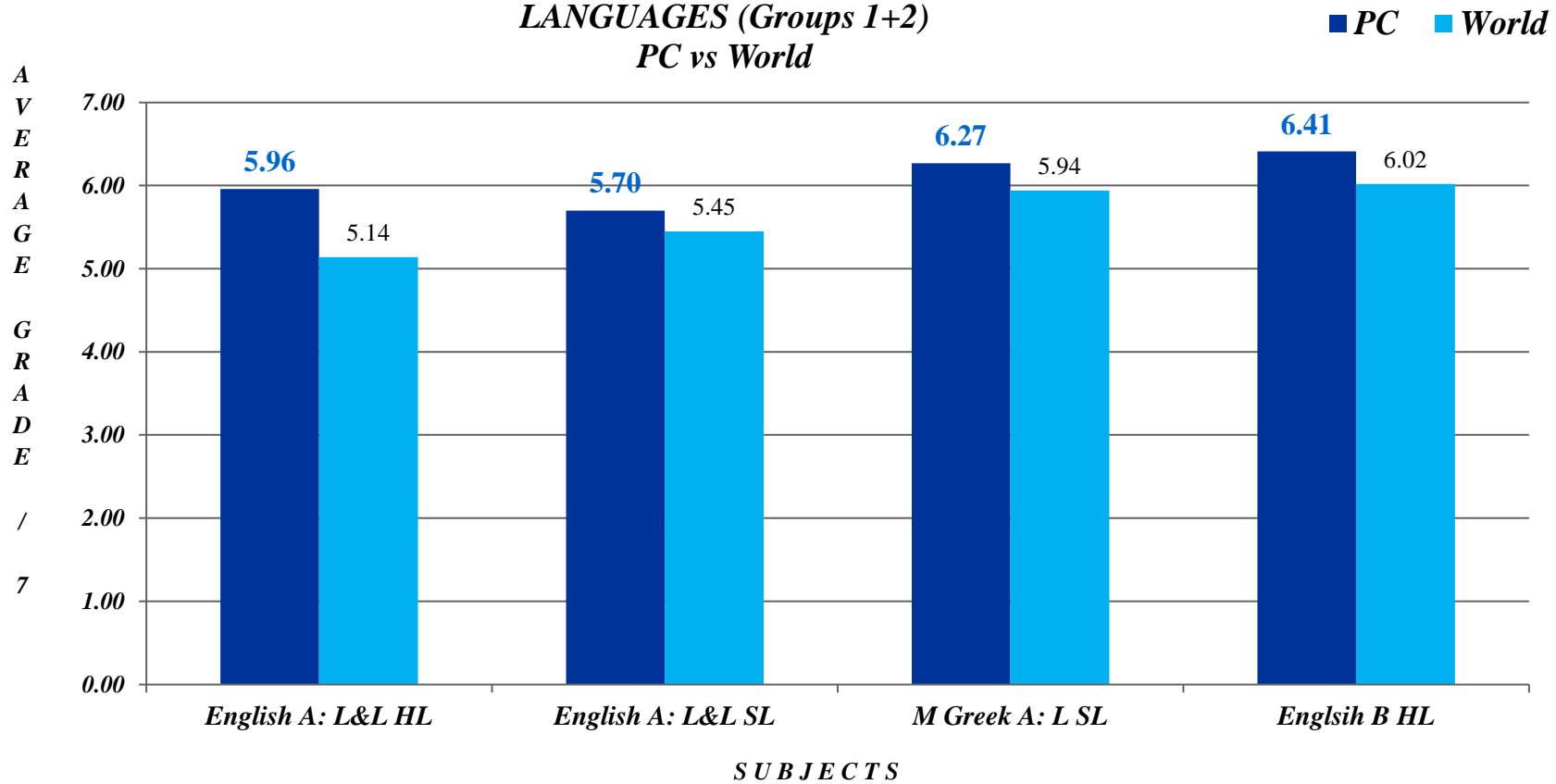


<i><b>Total Points / 45</b></i>	<i><b>No. of Students</b></i>	<i><b>Percentage / %</b></i>
40-45	55	37.7
35-39	75	51.4
30-34	13	8.9
24-29	2	1.4
<24	1	0.6
<b>TOTAL</b>	<b>146</b>	<b>100.0</b>

## *Distribution of TOTAL POINTS ( $M_{20}$ vs $M_{19}$ )*

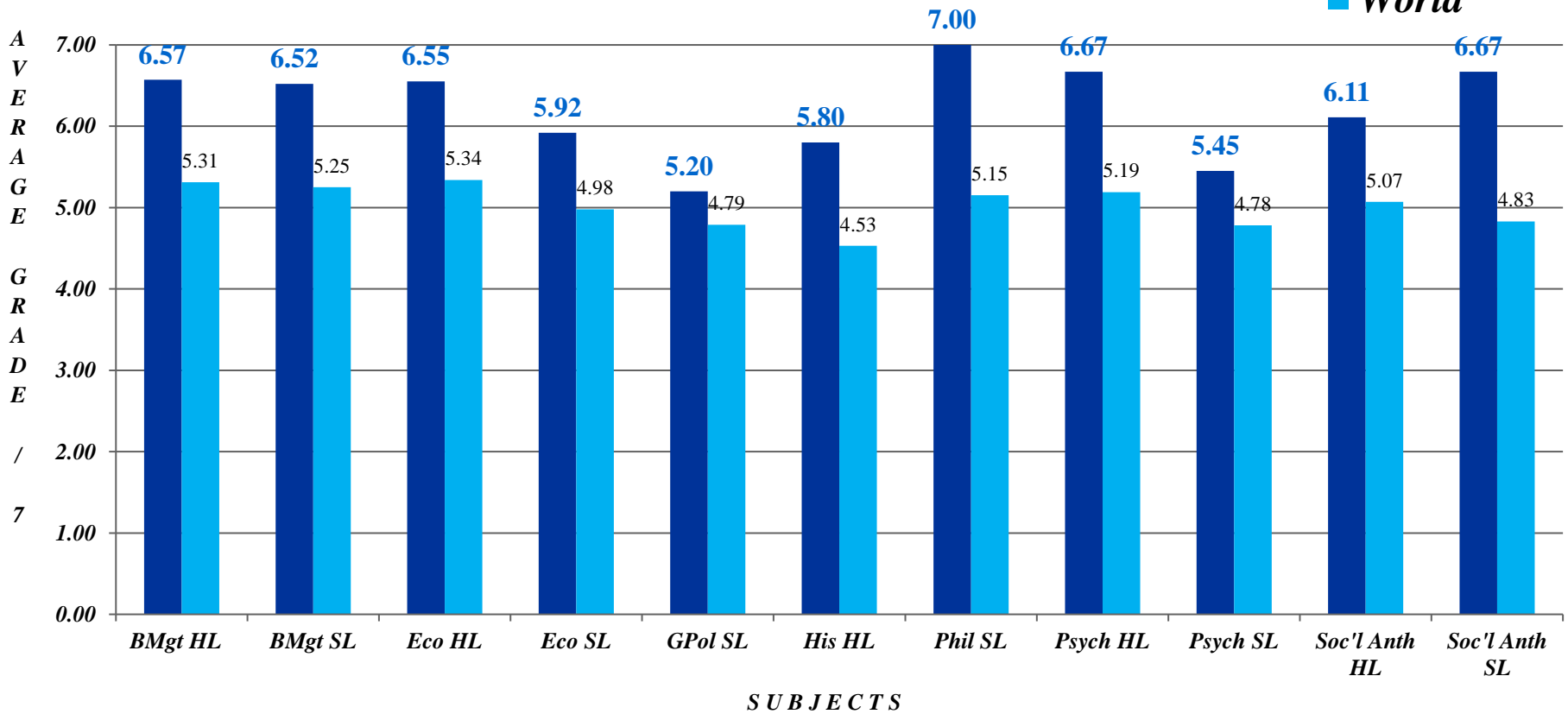


*Distribution of Average Grades in  
LANGUAGES (Groups 1+2)  
PC vs World*



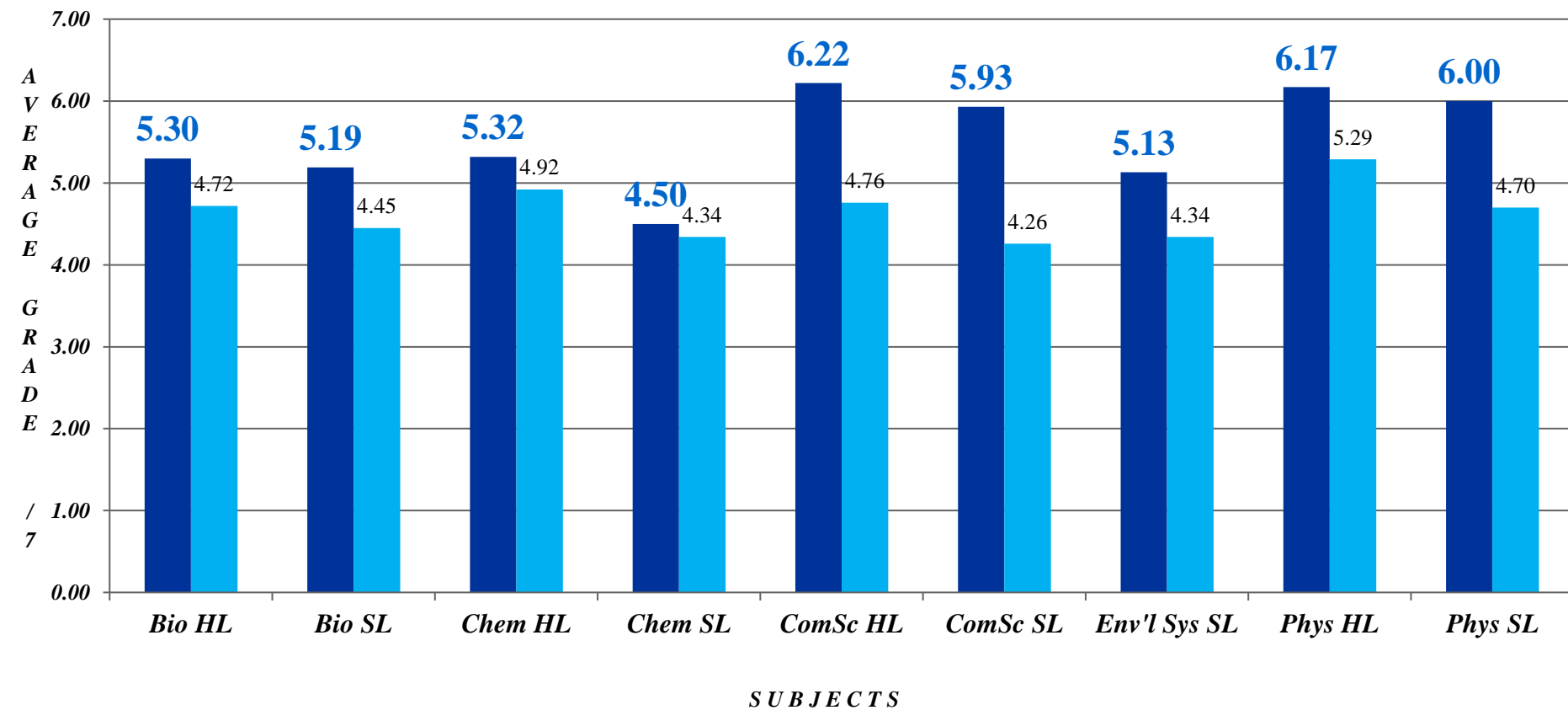
*Distribution of Average Grades in  
SOCIAL SCIENCES (Group 3)*

■ **PC**  
■ **World**



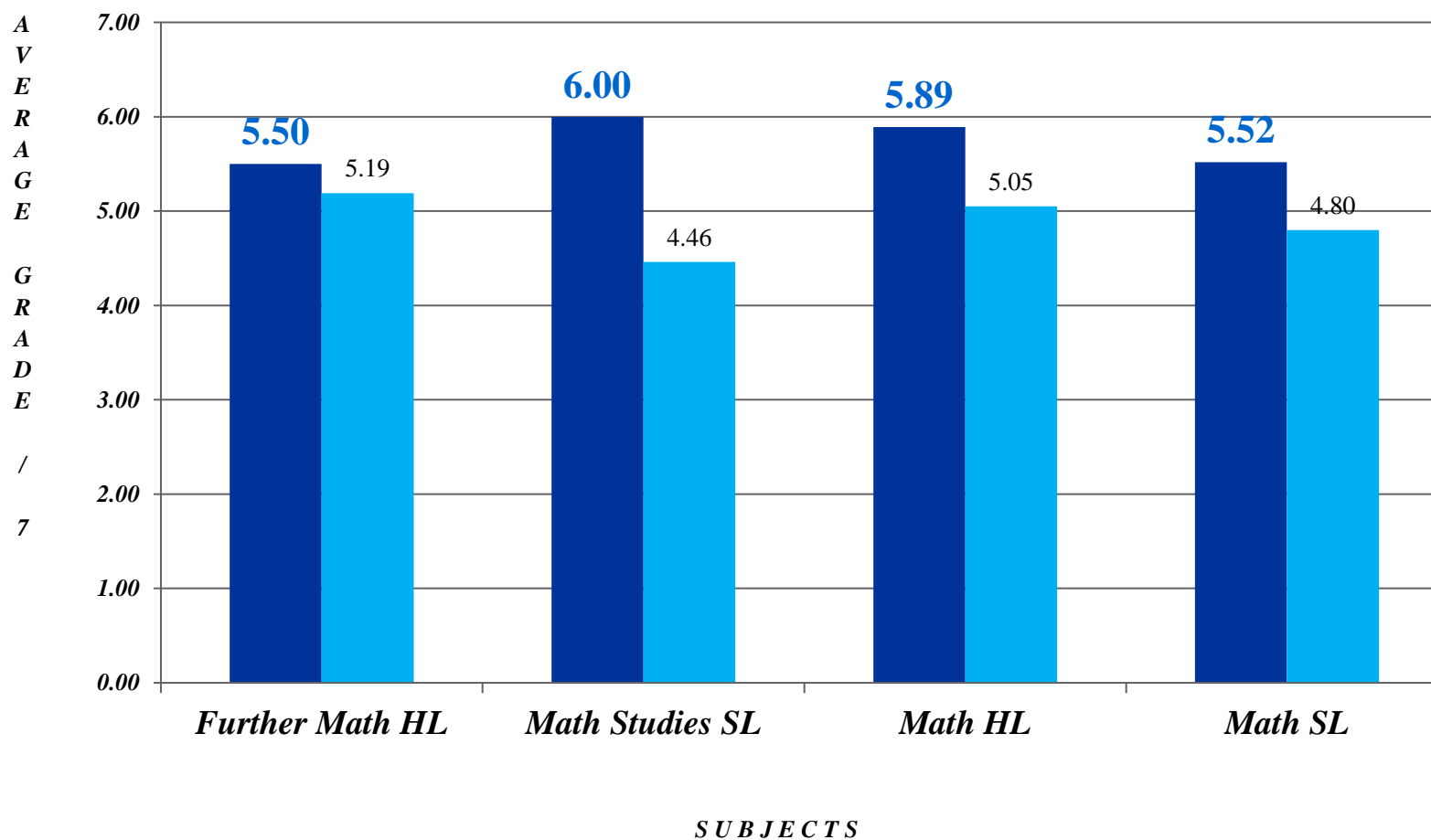
*Distribution of Average Grades in  
EXPERIMENTAL SCIENCES (Group 4)*

■ *PC* ■ *World*



*Distribute of Average Grades in  
MATHEMATICS (Group 5)*

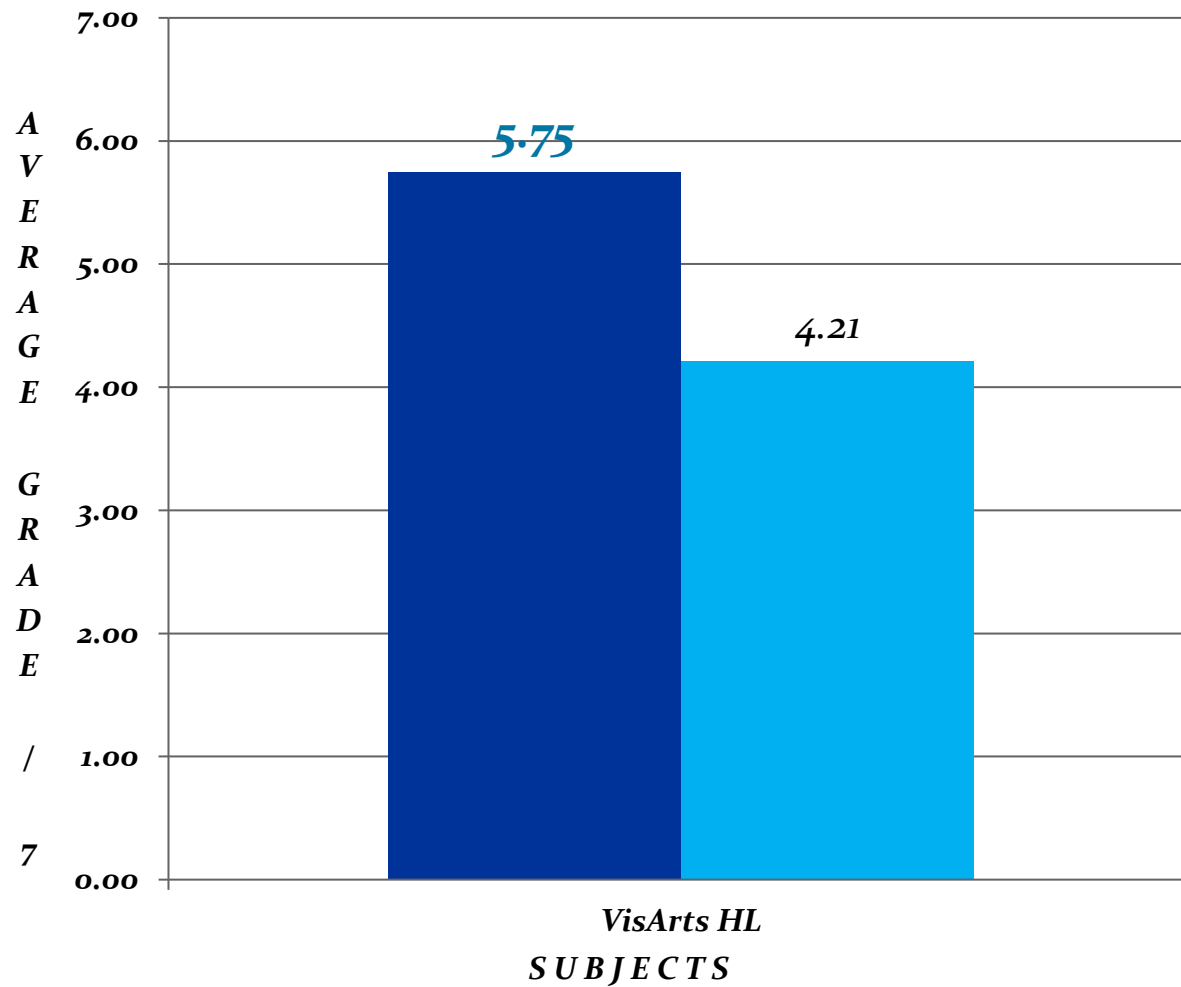
■ *PC* ■ *World*



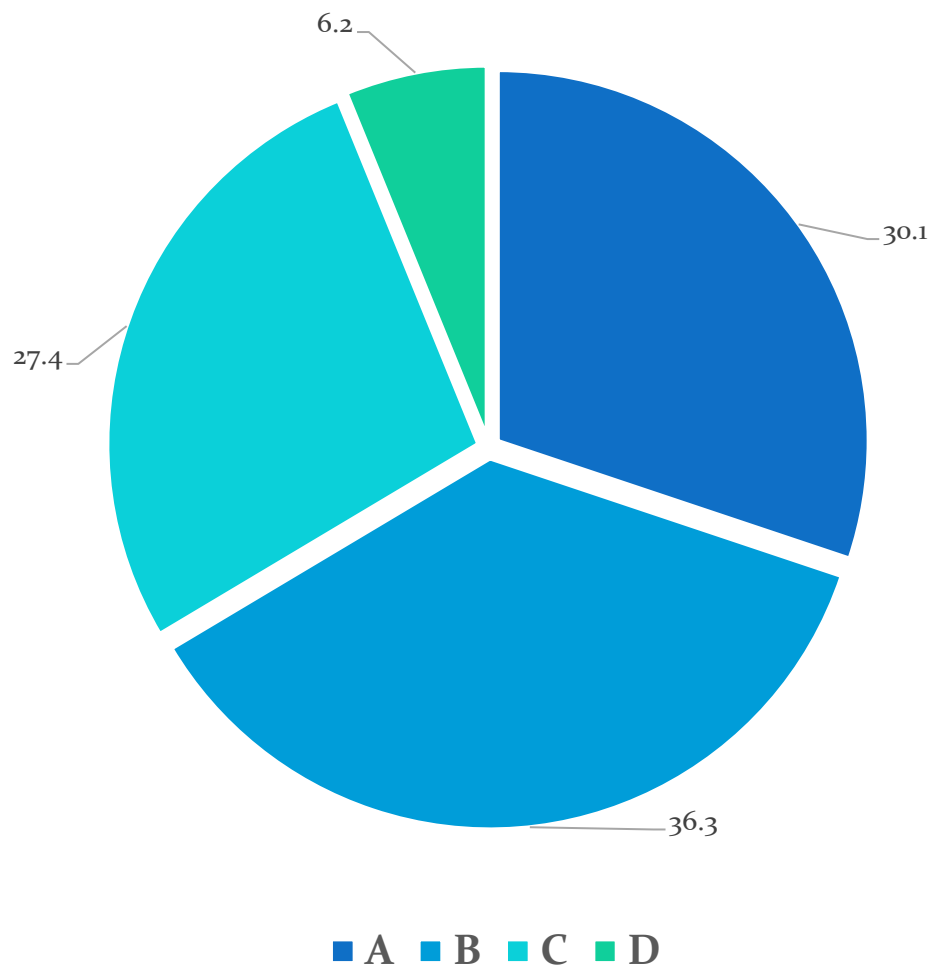


***M20 IB DP  
Distribution of Average Grades in  
THE ARTS (Group 6)***

■ ***PC*** ■ ***World***

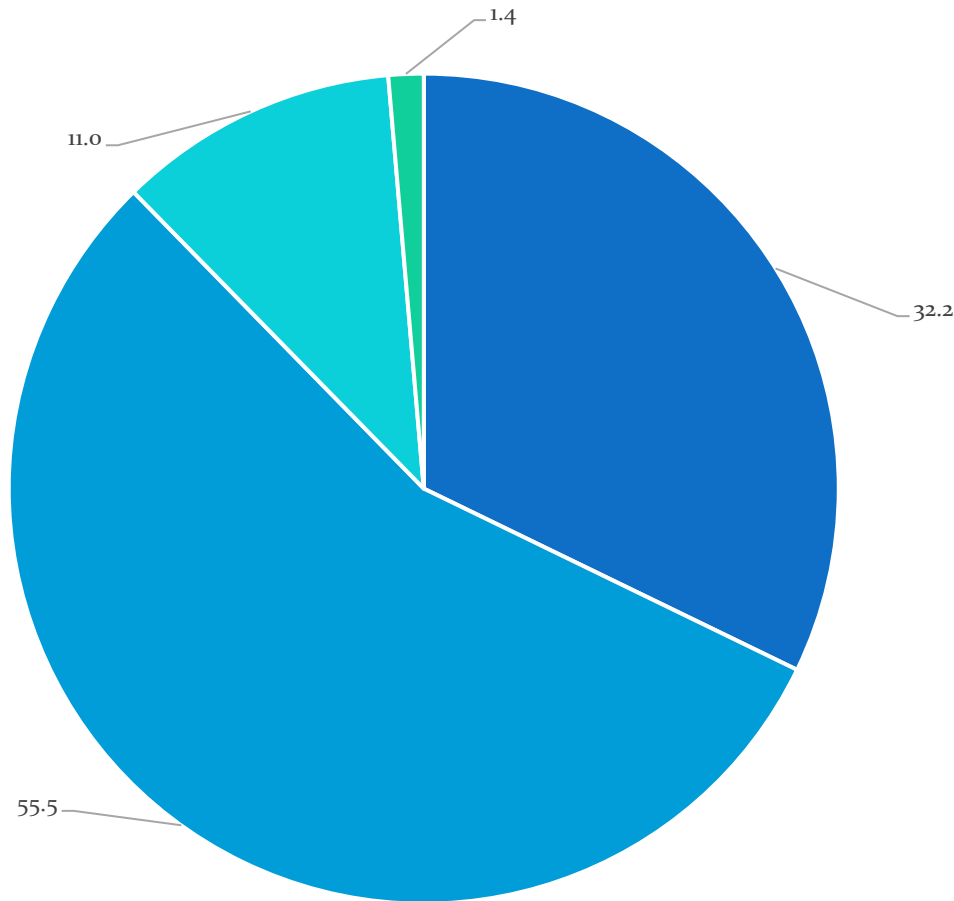


## M2o Results Distribution of Grades in Extended Essays



<i>Grade</i>	<i>Percentage / %</i>
A	30.1
B	36.3
C	27.4
D	6.2

**M2o IB DP**  
**Distribution of Grades in**  
**Theory of Knowledge (ToK)**



■ A ■ B ■ C ■ D

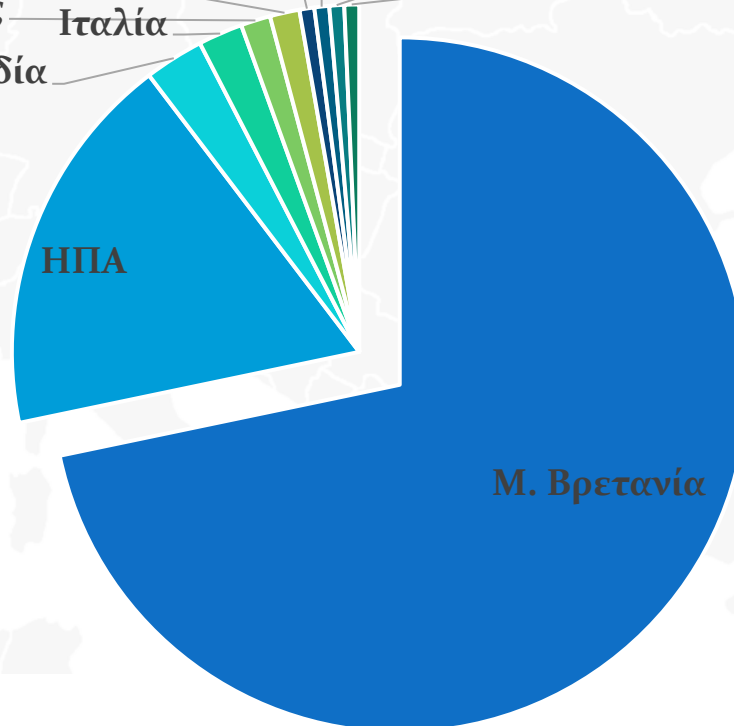
<i>Grade</i>	<i>Percentage / %</i>
A	32.2
B	55.5
C	11.0
D	1.4

# Εισαγωγή αποφοίτων 2020

ΕΙΣΑΓΩΓΗ ΑΠΟΦΟΙΤΩΝ ΙΒΔΡ ΣΕ ΠΑΝΕΠΙΣΤΗΜΙΑ ΤΟΥ ΕΞΩΤΕΡΙΚΟΥ

Καναδάς  
Κύπρος  
Ολλανδία  
Γερμανία  
Ιταλία  
Ισπανία  
Γαλλία  
Τσεχία

Χώρα	Πλήθος	%
Μ. Βρετανία	104	72
ΗΠΑ	26	18
Ολλανδία	4	2
Ιταλία	3	2
Κύπρος	2	1
Καναδάς	2	1
Γερμανία	1	1
Ισπανία	1	1
Γαλλία	1	1
Τσεχία	1	1
<b>ΣΥΝΟΛΟ</b>	<b>145</b>	<b>100</b>



■ Μ. Βρετανία ■ ΗΠΑ ■ Ολλανδία ■ Ιταλία  
■ Κύπρος ■ Καναδάς ■ Γερμανία ■ Ισπανία  
■ Γαλλία ■ Τσεχία

## Εισαγωγή αποφοίτων 2020

### ΕΙΣΑΓΩΓΗ ΑΠΟΦΟΙΤΩΝ IBDP ΣΕ ΠΑΝΕΠΙΣΤΗΜΙΑ της Μ. ΒΡΕΤΑΝΙΑΣ

Από τους 104 μαθητές που εισήχθησαν σε Πανεπιστήμια της Μ. Βρετανίας, οι 70 (67%) έγιναν δεκτοί σε TOP-20 Πανεπιστήμια.

#### TOP-20 ΠΑΝΕΠΙΣΤΗΜΙΑ (Πηγή: The Complete University Guide 2020)

Πανεπιστήμιο	Κατάταξη	Αριθμός Επιτυχόντων
CAMBRIDGE	1	1
ST. ANDREWS	3	1
LSE	4	4
IMPERIAL COLLEGE	5	9
LOUGHBOROUGH	6	1
DURHAM	7	2
BATH	9	12
UCL	10	10
WARWICK	11	11
EXETER	12	1
BIRMINGHAM	13	1
BRISTOL	14	7
EDINBURGH	15	1
LEEDS	16	1
MANCHESTER	17	3
GLASGOW	18	1
KINGS	19	3
NOTTINGHAM	20	1

# Εισαγωγή αποφοίτων 2020

## ΕΙΣΑΓΩΓΗ ΑΠΟΦΟΙΤΩΝ IBDP ΣΕ ΠΑΝΕΠΙΣΤΗΜΙΑ της Μ. ΒΡΕΤΑΝΙΑΣ

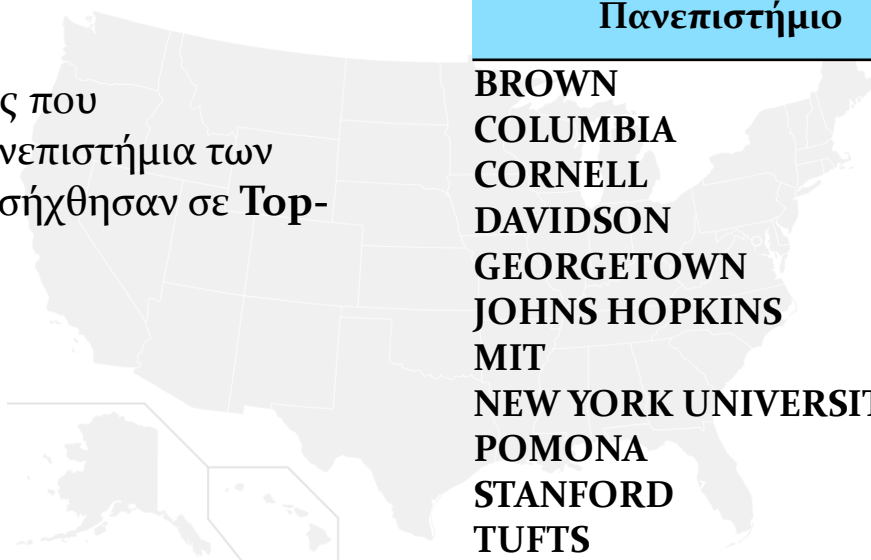
(Πηγή: The Complete University Guide 2020)

Πανεπιστήμιο	Αριθμός Επιτυχόντων	Ειδικότητες
CAMBRIDGE	1	Computer Science
ST. ANDREWS	1	Physics
LSE	4	Law / Anthropology / Psychological and Behavioural Science
IMPERIAL COLLEGE	9	Aeronautical Engineering / Electrical & Electronic Engineering / Design Engineering / Medicine / Chemical Engineering / Molecular Bioengineering / Electrical Electronic Engineering / Mechanical Engineering
LOUGHBOROUGH	1	Management
DURHAM	2	Accounting and Finance / Psychology
BATH	12	Management / Marketing / Architecture / Politics with Economics / Business / Economics / Mechanical Engineering
UCL	10	Architecture / Mechanical Engineering / Business Finance / Psychology / Chemical Engineering / Information Management for Business / Engineering and Architectural Design / History of Art
WARWICK	11	Management / Data Science / Philosophy, Politics, & Economics (PPE) / Economics / Mathematics, Operational Research, Statistics, Economics (MORSE) / Economic Studies and Global Sustainable Development
EXETER	1	Medicine
BIRMINGHAM	1	Political Science and International Relations
BRISTOL	7	Engineering Mathematics / Law / Psychology / Electrical and Electronic Engineering / Mathematics
EDINBURGH	1	Psychology
LEEDS	1	Physics
MANCHESTER	3	Electrical and Electronic Engineering / Chemical Engineering
GLASGOW	1	Electronics and Electrical Engineering
KINGS	3	Social Sciences / Political Economy / Business Management
NOTTINGHAM	1	Engineering and Physical Sciences
ΣΥΝΟΛΟ	70	

## Εισαγωγή αποφοίτων 2020

## ΕΙΣΑΓΩΓΗ ΑΠΟΦΟΙΤΩΝ IBDP ΣΕ ΠΑΝΕΠΙΣΤΗΜΙΑ ΤΩΝ ΗΠΑ

Από τους 26 μαθητές που  
ενεγράφησαν σε Πανεπιστήμια των  
ΗΠΑ, οι 17 (65%) εισήχθησαν σε Top-  
30 Πανεπιστήμια.



### TOP-30 ΠΑΝΕΠΙΣΤΗΜΙΑ (Source: US News & World Report)

Πανεπιστήμιο	Αριθμός Επιτυχόντων
BROWN	2
COLUMBIA	1
CORNELL	1
DAVIDSON	1
GEORGETOWN	2
JOHNS HOPKINS	1
MIT	1
NEW YORK UNIVERSITY	3
POMONA	1
STANFORD	1
TUFTS	1
UCLA	1
WILLIAMS	1
ΣΥΝΟΛΟ	17